



## *Snowflakes for woolen yarn*



o - chain (ch)

∩ - slip stitch (sl.st)

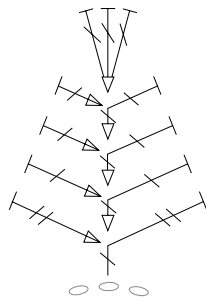
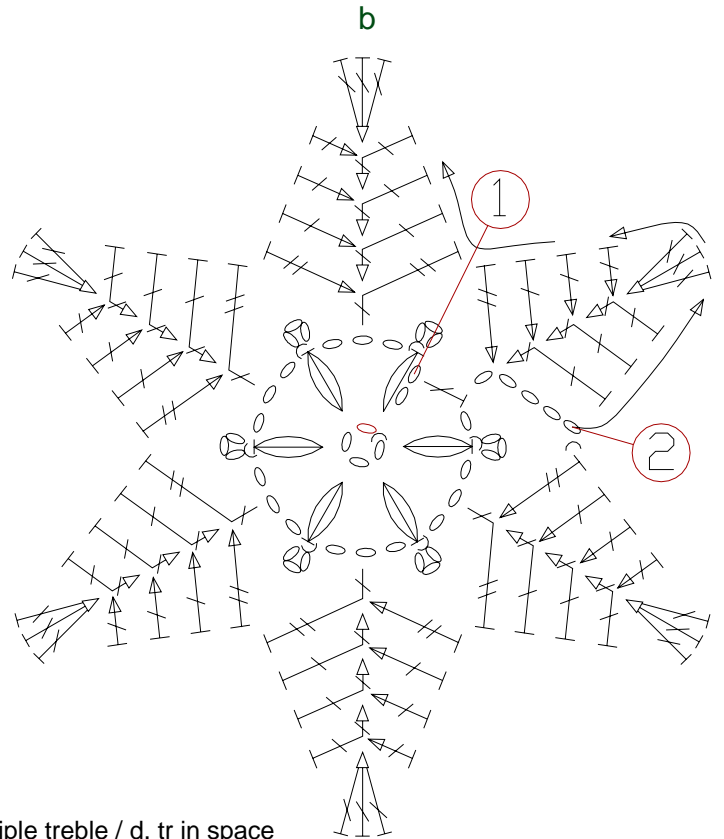
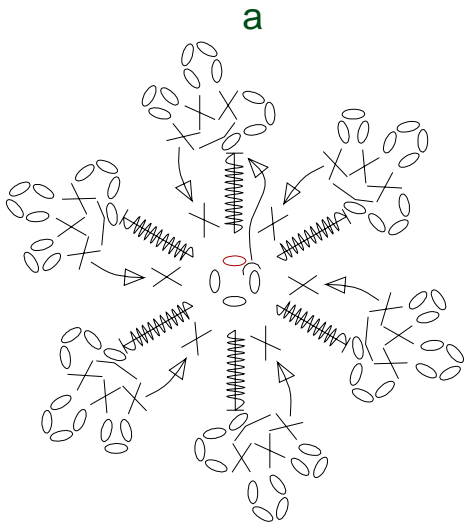
X - double crochet /  
single crochet (dc / sc)

⌋ - treble / double  
crochet (tr / dc)

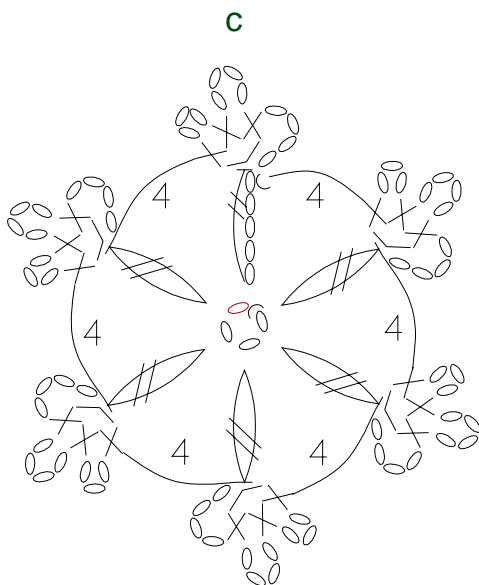
⌋⌋⌋ - double treble / treble  
(d.tr / tr)

⊙ - picot of 3 chain (picot)

⌋⌋⌋⌋⌋⌋⌋⌋⌋⌋⌋ - Bullion stitch. Yarn over hook 10 times, hook insert into stitch, yarn over hook and draw loop through, yarn over hook and draw through all loops on hook, finish by working a chain.



**Work:** 1 triple treble / d. tr in space of 3 ch below, \*1 d.tr / tr in the lower part of previous stitch, repeat from \* 2 times, 4 tr / dc in the lower part of previous stitch, 1 tr / dc in the lower part of 2nd d.tr / tr, 1 tr / dc in the lower part of 3th d.tr / tr, 1 d.tr / tr in the lower part of triple treble / d.tr.

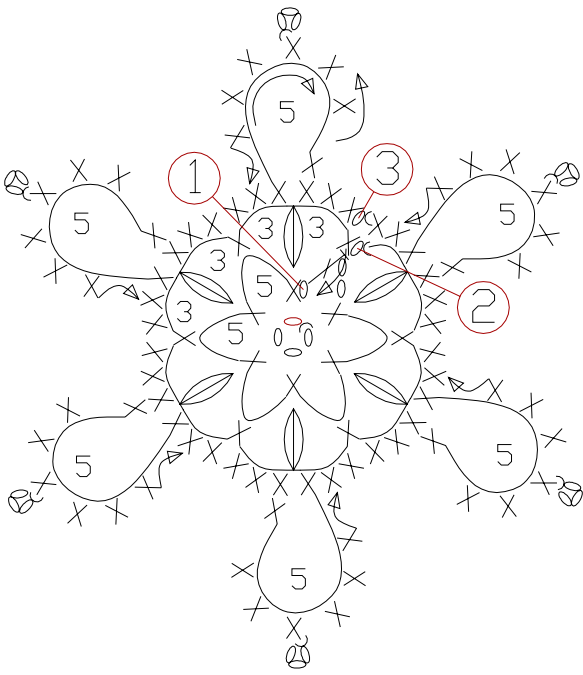


For snowflake work motif A, then sew it together.

Motif A


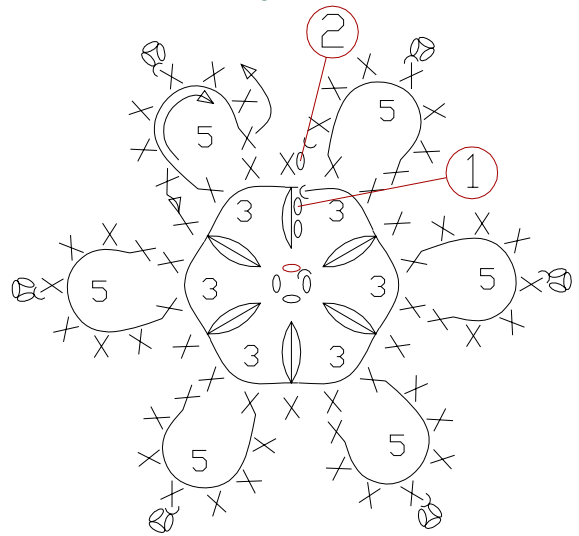


d



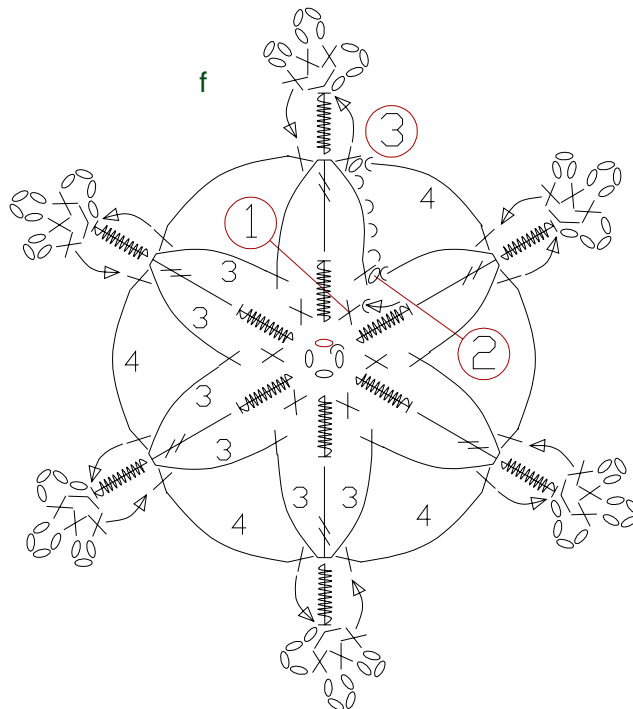
**Work:** 3 dc / sc in space of 3 ch, and 1 dc / sc in next space, turn. 5 ch and 1 dc / sc in next stitch, turn. 3 dc / sc in space of 5 ch, 1 picot, 3 dc / sc in the same space and 2 dc / sc in next in space of 3 ch.


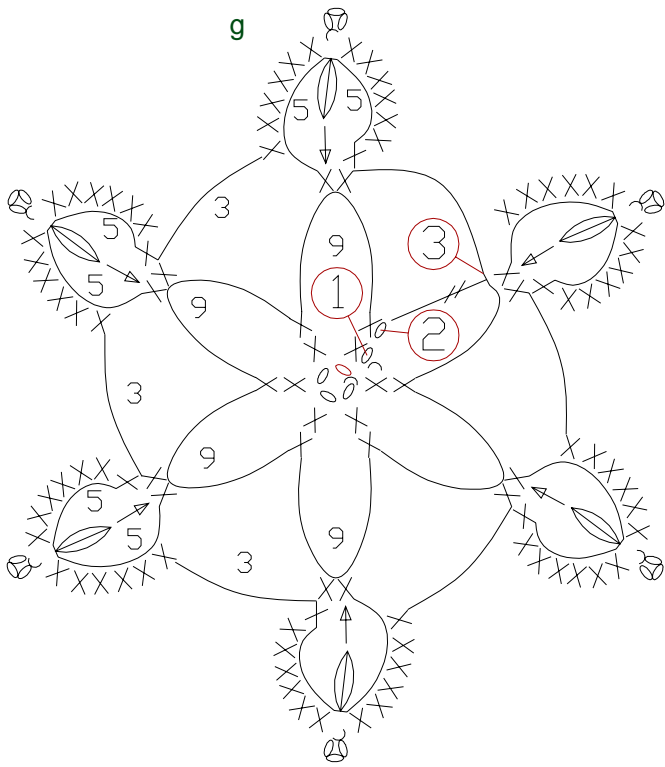
e



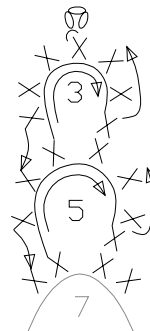
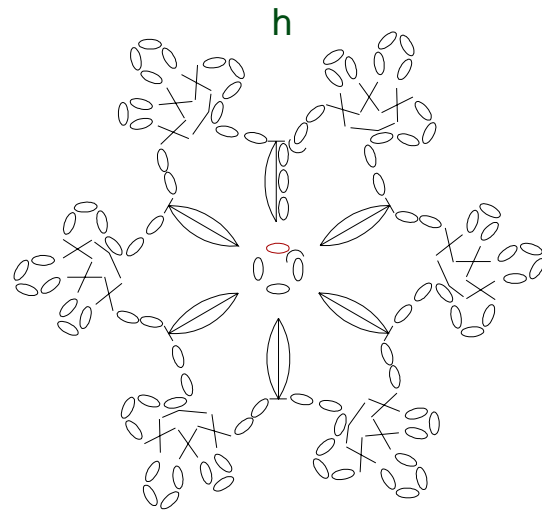
**Work:** 1 dc / sc in puff stitch of previous round, 2 dc / sc in space of 3 ch, turn. 5 ch and 1 dc / sc in next stitch, turn. 3 dc / sc in space of 5 ch, 1 picot, 3 dc / sc in the same space and 1 dc / sc in puff stitch of previous round.

f

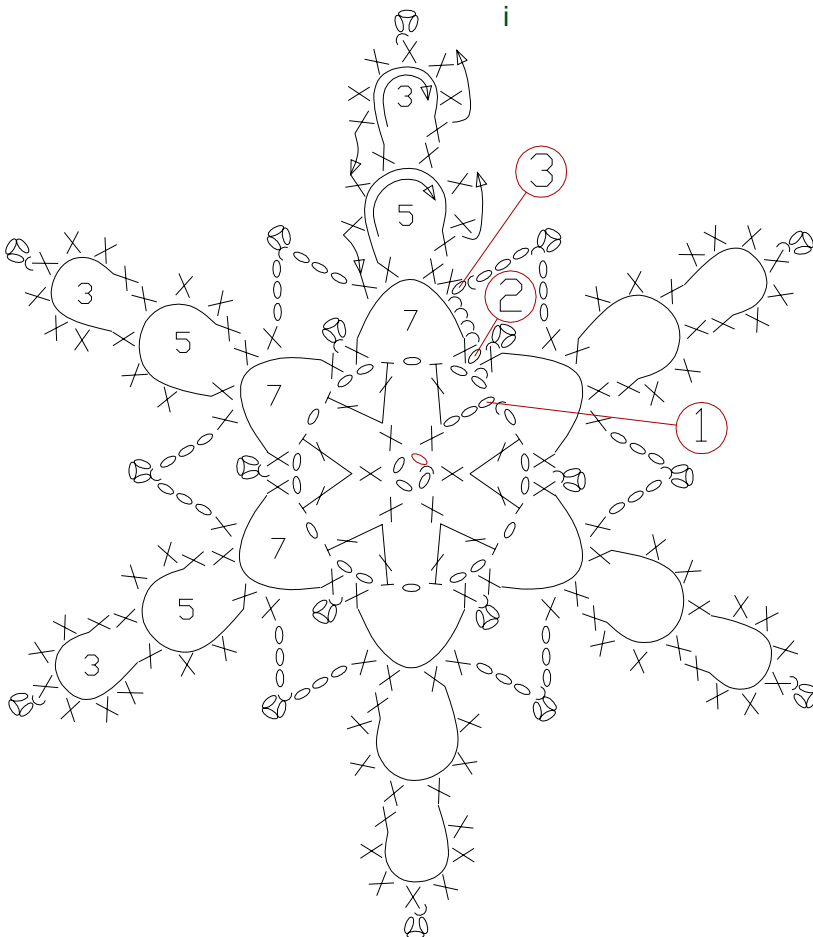




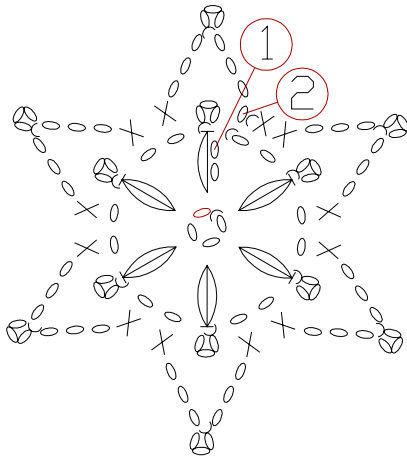
**Work:** 2 dc / sc in space of 9 ch, turn.  
5 ch, 1 puff stitch in first dc / sc, 5 ch and 1 dc / sc in next stitch, turn.  
6 dc / sc in the space of 5 ch, 1 picot, 6 dc / sc in the next space of 5 ch.



**Work:** 3 dc / sc in space of 7 ch, turn.  
5 ch and 1 dc / sc in next stitch, turn.  
4 dc / sc in space of 5 ch, turn.  
3 ch and 1 dc / sc in next stitch, turn.  
3 dc / sc in space of 3 ch, 1 picot, 3 dc / sc in the same space, 2 dc / sc in next in space of 5 ch and 1 dc / sc in next space of 7 ch.



k

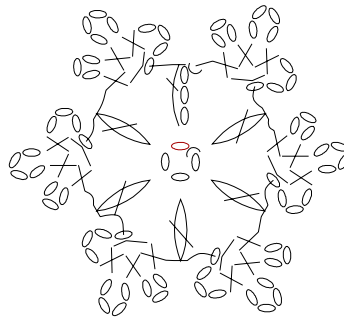


For snowflake work motif A, then sew it together.

Motif A



l



**Work:** 1 cluster of 2 treble / double crochet, 4 ch and 1 dc / sc in first ch from hook, 4 ch and 1dc / sc in the same ch, 3 ch and 1 dc / sc in the same ch.

m

