

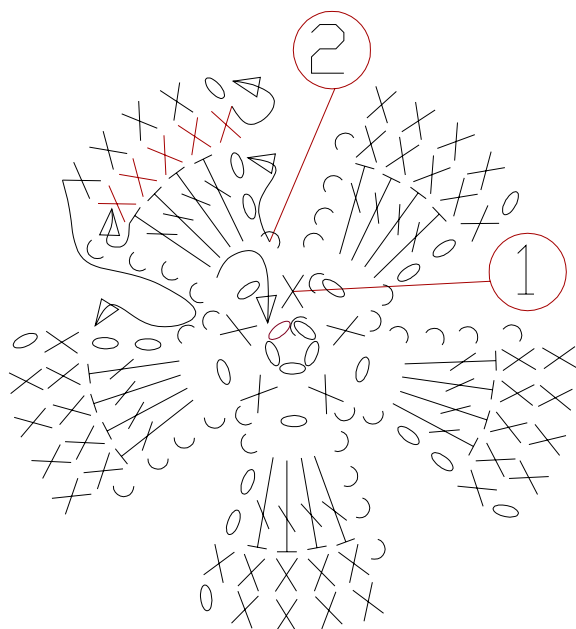


A bouquet consist of 1 large rose, 2 little roses, 1 double branch with the buds of flowers, 1 single liaf and 2 double leaves, 2 right and 2 left spiral, stems (see at the picture).


For **litle flower** work motif A and stamens, then sew it together.



Motif A



Stamens



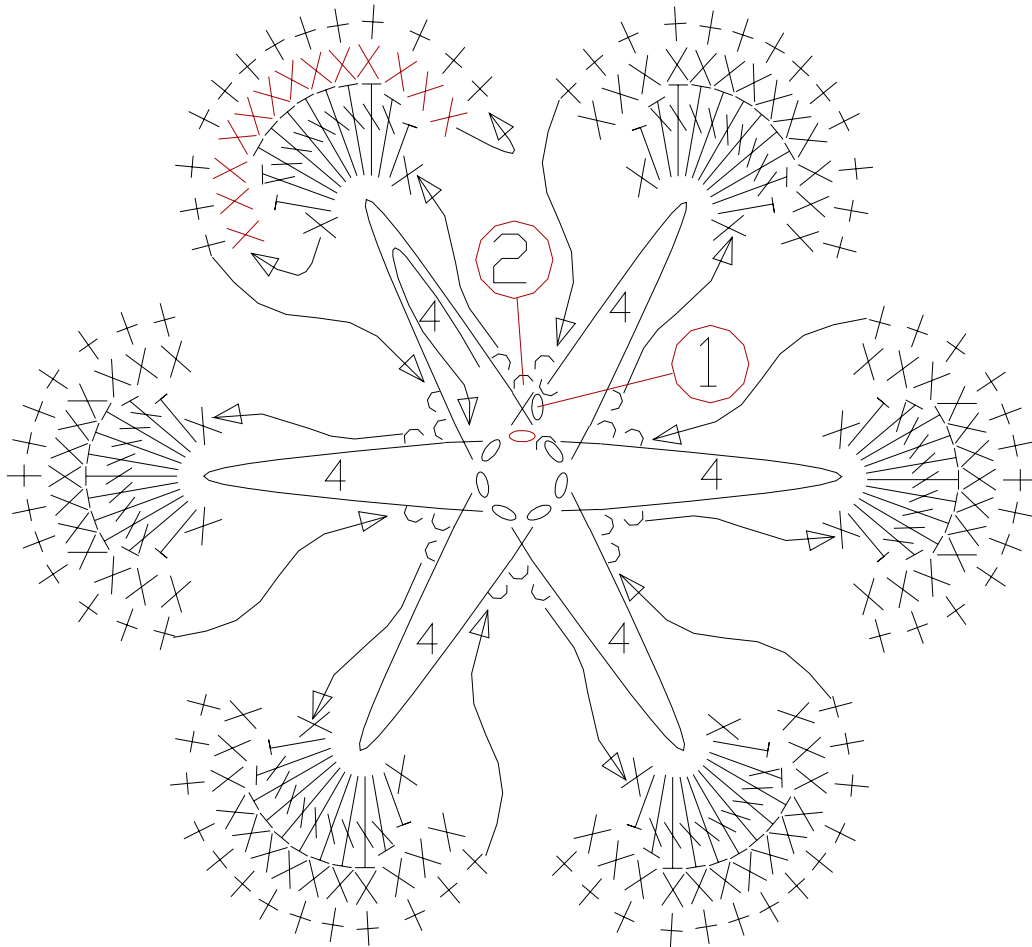
- **3 treble puff stitch / 3 half double crochet puff stitch.** Yarn over hook, insert hook into stitch to be worked and draw yarn up 1 cm, *yarn over hook, insert hook into same stitch and draw yarn up, repeat from*2 times, yarn over hook and draw through all loops.



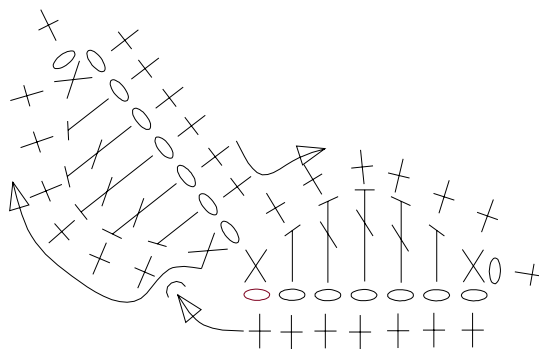
- **Reverse double crochet / Reverse single crochet.** Insert the hook into the second stitch to right of hook, yarn over hook and draw through a loop, (2 loops on hook), yarn over hook and draw through 2 loops on hook (1 loop remains on hook).

For **large rose** work motif B and 1 little rose (motif A and stamens), then sew it together.


Motif B



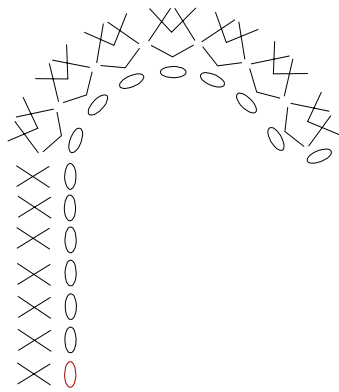
Double leaf



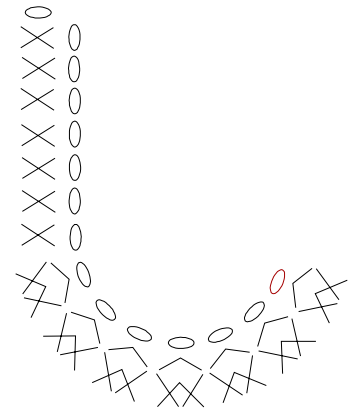
Single leaf



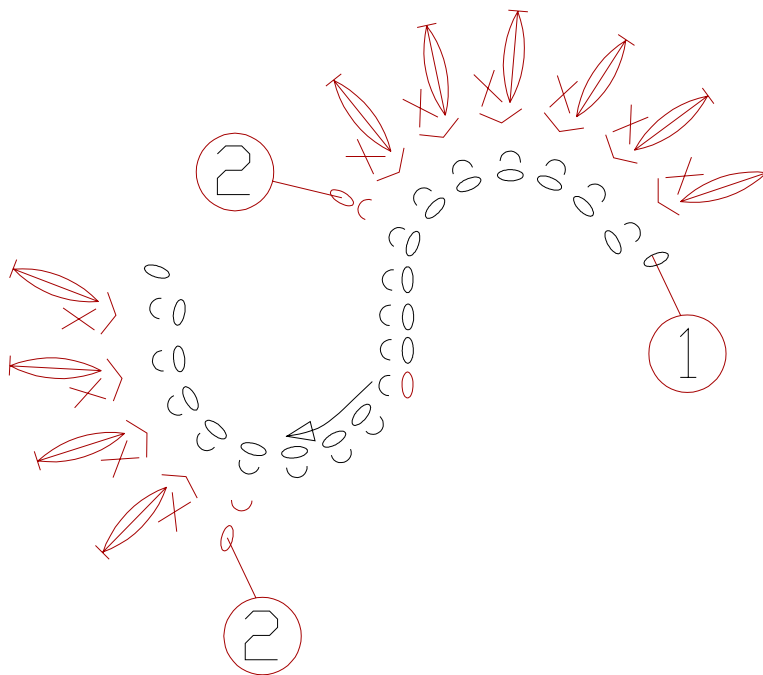
Right spiral




Left spiral



Double branch with the buds of flowers



Stems



Cut 8"/20,5 cm yarn and wrap around a yarn round stems. Trim ends (see at the picture).